



# Career and Chronic Illness Map™



## OFF RAMP

- Medical Leave
- Burn Out
- Resignation



## ON RAMP

- Return to Work
- Apply New Job
- Return to previous role



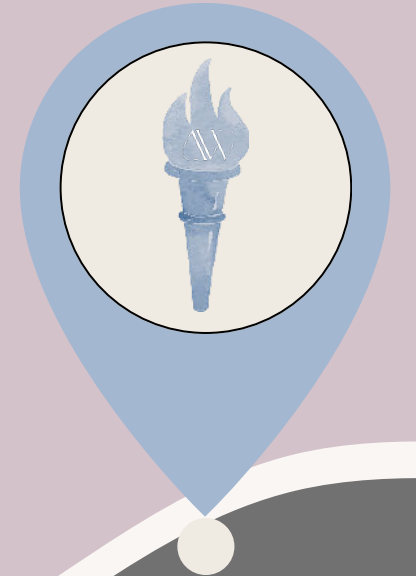
## THE NEW

- New People
- New Daily Routine
- Adjusting Identity
- Working Arrangements



## TEST & REDESIGN

- Seeking Stability
- Re-negotiation
- Disclosure
- Boundaries
- Capacity Clarity



## AUTHENTIC LEADERSHIP

- Career of Choice
- Empowered Boundaries
- Expansion
- New biography